


Course Outline

CompTIA Project+ (PK0-004)



20 Aug 2025

1. Course Objective
2. Pre-Assessment
3. Exercises, Quizzes, Flashcards & Glossary
Number of Questions
4. Expert Instructor-Led Training
5. ADA Compliant & JAWS Compatible Platform
6. State of the Art Educator Tools
7. Award Winning Learning Platform (LMS)
8. Chapter & Lessons

Syllabus

Chapter 1: Initiating the Project

Chapter 2: Project Team Roles and Responsibilities

Chapter 3: Creating the Project Charter

Chapter 4: Creating the Work Breakdown Structure

Chapter 5: Creating the Project Schedule

Chapter 6: Resource Planning and Management

Chapter 7: Defining the Project Budget and Risk Plans

Chapter 8: Communicating the Plan

Chapter 9: Processing Change Requests and Procurement Documents

Chapter 10: Project Tools and Documentation

Videos and How To

9. Practice Test

Here's what you get

Features

10. Post-Assessment

1. Course Objective

Get certified for the CompTIA Project+ certification exam with the CompTIA Project+ study guide. Interactive chapters comprehensively cover PK0-004 exam objectives provide knowledge in project basics, project constraints, communication and change management, project tools and documentation, and more. The CompTIA Project+ course will help you gain the skills required to ensure appropriate communication, managing the project life cycle, resources, and stakeholders.

2. Pre-Assessment

Pre-Assessment lets you identify the areas for improvement before you start your prep. It determines what students know about a topic before it is taught and identifies areas for improvement with question assessment before beginning the course.


3. Quiz

Quizzes test your knowledge on the topics of the exam when you go through the course material. There is no limit to the number of times you can attempt it.



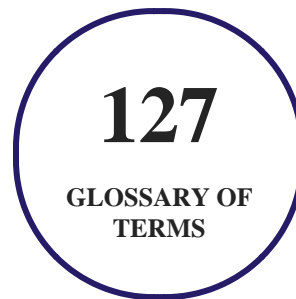
4. flashcards

Flashcards are effective memory-aiding tools that help you learn complex topics easily. The flashcard will help you in memorizing definitions, terminologies, key concepts, and more. There is no limit to the number of times learners can attempt these. Flashcards help master the key concepts.



5. Glossary of terms

uCertify provides detailed explanations of concepts relevant to the course through Glossary. It contains a list of frequently used terminologies along with its detailed explanation. Glossary defines the key terms.



6. Expert Instructor-Led Training

uCertify uses the content from the finest publishers and only the IT industry's finest instructors. They have a minimum of 15 years real-world experience and are subject matter experts in their fields. Unlike a live class, you can study at your own pace. This creates a personal learning experience and gives you all the benefit of hands-on training with the flexibility of doing it around your schedule 24/7.

7. ADA Compliant & JAWS Compatible Platform

uCertify course and labs are ADA (Americans with Disability Act) compliant. It is now more accessible to students with features such as:

- Change the font, size, and color of the content of the course
- Text-to-speech, reads the text into spoken words
- Interactive videos, how-tos videos come with transcripts and voice-over
- Interactive transcripts, each word is clickable. Students can clip a specific part of the video by clicking on a word or a portion of the text.

JAWS (Job Access with Speech) is a computer screen reader program for Microsoft Windows that reads the screen either with a text-to-speech output or by a Refreshable Braille display. Student can easily navigate uCertify course using JAWS shortcut keys.

8. State of the Art Educator Tools

uCertify knows the importance of instructors and provide tools to help them do their job effectively. Instructors are able to clone and customize course. Do ability grouping. Create sections. Design grade scale and grade formula. Create and schedule assessments. Educators can also move a student from self-paced to mentor-guided to instructor-led mode in three clicks.

9. Award Winning Learning Platform (LMS)

uCertify has developed an award winning, highly interactive yet simple to use platform. The SIIA CODiE Awards is the only peer-reviewed program to showcase business and education technology's finest products and services. Since 1986, thousands of products, services and solutions have been recognized for achieving excellence. uCertify has won CODiE awards consecutively for last 7 years:

- **2014**
 1. Best Postsecondary Learning Solution
- **2015**
 1. Best Education Solution

2. Best Virtual Learning Solution
3. Best Student Assessment Solution
4. Best Postsecondary Learning Solution
5. Best Career and Workforce Readiness Solution
6. Best Instructional Solution in Other Curriculum Areas
7. Best Corporate Learning/Workforce Development Solution

- **2016**

1. Best Virtual Learning Solution
2. Best Education Cloud-based Solution
3. Best College and Career Readiness Solution
4. Best Corporate / Workforce Learning Solution
5. Best Postsecondary Learning Content Solution
6. Best Postsecondary LMS or Learning Platform
7. Best Learning Relationship Management Solution

- **2017**

1. Best Overall Education Solution
2. Best Student Assessment Solution
3. Best Corporate/Workforce Learning Solution
4. Best Higher Education LMS or Learning Platform

- **2018**

1. Best Higher Education LMS or Learning Platform
2. Best Instructional Solution in Other Curriculum Areas
3. Best Learning Relationship Management Solution

- **2019**

1. Best Virtual Learning Solution
2. Best Content Authoring Development or Curation Solution
3. Best Higher Education Learning Management Solution (LMS)

- **2020**

1. Best College and Career Readiness Solution
2. Best Cross-Curricular Solution
3. Best Virtual Learning Solution

10. Chapter & Lessons

uCertify brings these textbooks to life. It is full of interactive activities that keeps the learner engaged. uCertify brings all available learning resources for a topic in one place so that the learner can efficiently learn without going to multiple places. Challenge questions are also embedded in the chapters so learners can attempt those while they are learning about that particular topic. This helps them grasp the concepts better because they can go over it again right away which improves learning.

Learners can do Flashcards, Exercises, Quizzes and Labs related to each chapter. At the end of every lesson, uCertify courses guide the learners on the path they should follow.

Syllabus

Chapter 1: Initiating the Project

- Defining the Project
- Understanding Organizational Structures
- Validating the Project
- Understanding the Project Management Knowledge Areas
- Understanding the Role of the Project Manager
- Summary
- Exam Essentials

Chapter 2: Project Team Roles and Responsibilities

- Stakeholder Roles and Responsibilities
- Receiving a Project Request
- Summary
- Exam Essentials

Chapter 3: Creating the Project Charter

- Project Process Groups
- Creating the Project Charter
- Holding the Kickoff Meeting
- Summary
- Exam Essentials

Chapter 4: Creating the Work Breakdown Structure

- Documenting the Scope Management Plan
- Writing the Scope Statement
- Constraints and Influences
- Documenting the Requirements

- Creating the Work Breakdown Structure
- Summary
- Exam Essentials

Chapter 5: Creating the Project Schedule

- Schedule Planning
- Defining Tasks
- Task Sequencing
- Assigning Resources
- Determining Task Durations
- Creating the Project Schedule
- Summary
- Exam Essentials

Chapter 6: Resource Planning and Management

- Determining Resource Needs
- Personnel Management
- Conflict Management
- Project Kickoff

- Summary
- Exam Essentials

Chapter 7: Defining the Project Budget and Risk Plans

- Estimating Costs
- Creating the Project Budget
- Expenditure Tracking and Reporting
- Risk Planning
- Summary
- Exam Essentials

Chapter 8: Communicating the Plan

- Communications Planning
- Methods of Communicating
- Managing Stakeholder Expectations and Communication Needs
- Factors That Influence Communications
- Communication Triggers
- Summary

- Exam Essentials

Chapter 9: Processing Change Requests and Procurement Documents

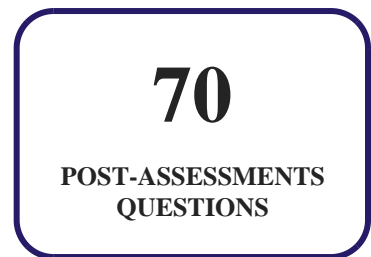
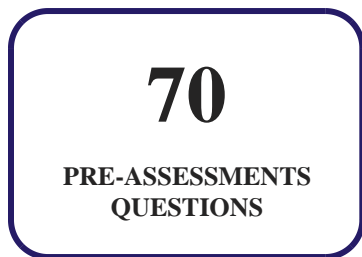
- Project Management Plan Review
- Implementing Change Control Systems
- Types of Organizational Change
- Procurement Planning
- Agile Project Management
- Summary
- Exam Essentials

Chapter 10: Project Tools and Documentation

- Project Management Tools
- Knowledge Management Tools
- Using Performance Measures
- Project Endings
- Steps in Closing Out a Project
- Summary
- Exam Essentials

11. Practice Test

Here's what you get



Features

Each question comes with detailed remediation explaining not only why an answer option is correct but also why it is incorrect.

Unlimited Practice

Each test can be taken unlimited number of times until the learner feels they are prepared. Learner can review the test and read detailed remediation. Detailed test history is also available.

Each test set comes with learn, test and review modes. In learn mode, learners will attempt a question and will get immediate feedback and complete remediation as they move on to the next question. In test mode, learners can take a timed test simulating the actual exam conditions. In review mode, learners can read through one item at a time without attempting it.

12. Post-Assessment

After completion of the uCertify course Post-Assessments are given to students and often used in conjunction with a Pre-Assessment to measure their achievement and the effectiveness of the exam.

You can't stay away! Get

3187 Independence Drive 3187 Independence Drive +1-415-763-6300 +1-415-763-6300 support@ucertify.com support@ucertify.com
Livermore, CA 94551,
United States