

# uCertify

## Course Outline

### Machine Learning with Python



Lesson



Practice test



Lab

## Contents

1. Course Objective
2. Pre-Assessment
3. Exercises, Quizzes, Flashcards & Glossary  
Number of Questions
4. Expert Instructor-Led Training
5. ADA Compliant & JAWS Compatible Platform
6. State of the Art Educator Tools
7. Award Winning Learning Platform (LMS)
8. Chapter & Lessons  
Syllabus  
Chapter 1: Let's Discuss Learning  
Chapter 2: Some Technical Background  
Chapter 3: Predicting Categories: Getting Started with Classification  
Chapter 4: Predicting Numerical Values: Getting Started with Regression  
Chapter 5: Evaluating and Comparing Learners  
Chapter 6: Evaluating Classifiers  
Chapter 7: Evaluating Regressors  
Chapter 8: More Classification Methods  
Chapter 9: More Regression Methods  
Chapter 10: Manual Feature Engineering: Manipulating Data for Fun and Profit  
Chapter 11: Tuning Hyperparameters and Pipelines  
Chapter 12: Combining Learners  
Chapter 13: Models That Engineer Features for Us  
Chapter 14: Feature Engineering for Domains: Domain-Specific Learning

Chapter 15: Connections, Extensions, and Further Directions

Chapter 16: Appendix A: mlwpy.py Listing

Videos and How To

9. Practice Test

Here's what you get

Features

10. Performance Based Labs

Lab Tasks

Here's what you get

11. Post-Assessment

## 1. Course Objective

Enroll yourself in the Machine Learning Python course and lab to gain expertise on the processes, patterns, and strategies needed for building effective learning systems. The Machine learning course imparts skills that are required for understanding machine learning algorithms, models, and core machine learning concepts, evaluating classifiers and regressors, connections, extensions, and further directions. The study guide is equipped with learning resources to broaden your toolbox and explore some of the field's most sophisticated and exciting techniques.

## 2. Pre-Assessment

Pre-Assessment lets you identify the areas for improvement before you start your prep. It determines what students know about a topic before it is taught and identifies areas for improvement with question assessment before beginning the course.

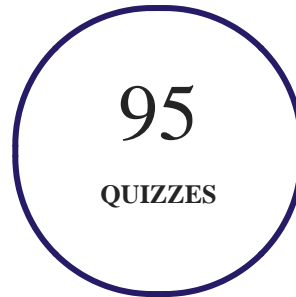
## 3. Exercises

There is no limit to the number of times learners can attempt these. Exercises come with detailed remediation, which ensures that learners are confident on the topic before proceeding.

44  
EXERCISES


## 4. Quizzes

Quizzes test your knowledge on the topics of the exam when you go through the course material. There is no limit to the number of times you can attempt it.



## 5. Flashcards

Flashcards are effective memory-aiding tools that help you learn complex topics easily. The flashcard will help you in memorizing definitions, terminologies, key concepts, and more. There is no limit to the number of times learners can attempt these. Flashcards help master the key concepts.



## 6. Glossary of terms

uCertify provides detailed explanations of concepts relevant to the course through Glossary. It contains a list of frequently used terminologies along with its detailed explanation. Glossary defines the key terms.



## 7. Expert Instructor-Led Training

uCertify uses the content from the finest publishers and only the IT industry's finest instructors. They have a minimum of 15 years real-world experience and are subject matter experts in their fields. Unlike a live class, you can study at your own pace. This creates a personal learning experience and gives you all the benefit of hands-on training with the flexibility of doing it around your schedule 24/7.

## 8. ADA Compliant & JAWS Compatible Platform

uCertify course and labs are ADA (Americans with Disability Act) compliant. It is now more accessible to students with features such as:

- Change the font, size, and color of the content of the course
- Text-to-speech, reads the text into spoken words
- Interactive videos, how-tos videos come with transcripts and voice-over
- Interactive transcripts, each word is clickable. Students can clip a specific part of the video by clicking on a word or a portion of the text.

JAWS (Job Access with Speech) is a computer screen reader program for Microsoft Windows that reads the screen either with a text-to-speech output or by a Refreshable Braille display. Student can easily navigate uCertify course using JAWS shortcut keys.

## 9. State of the Art Educator Tools

uCertify knows the importance of instructors and provide tools to help them do their job effectively. Instructors are able to clone and customize course. Do ability grouping. Create sections. Design grade scale and grade formula. Create and schedule assessments. Educators can also move a student from self-paced to mentor-guided to instructor-led mode in three clicks.

## 10. Award Winning Learning Platform (LMS)

uCertify has developed an award winning, highly interactive yet simple to use platform. The SIIA CODiE Awards is the only peer-reviewed program to showcase business and education technology's finest products and services. Since 1986, thousands of products, services and solutions have been recognized for achieving excellence. uCertify has won CODiE awards consecutively for last 7 years:

- **2014**
  1. Best Postsecondary Learning Solution
  
- **2015**
  1. Best Education Solution
  2. Best Virtual Learning Solution
  3. Best Student Assessment Solution
  4. Best Postsecondary Learning Solution
  5. Best Career and Workforce Readiness Solution
  6. Best Instructional Solution in Other Curriculum Areas
  7. Best Corporate Learning/Workforce Development Solution
  
- **2016**
  1. Best Virtual Learning Solution
  2. Best Education Cloud-based Solution

3. Best College and Career Readiness Solution
4. Best Corporate / Workforce Learning Solution
5. Best Postsecondary Learning Content Solution
6. Best Postsecondary LMS or Learning Platform
7. Best Learning Relationship Management Solution

- **2017**

1. Best Overall Education Solution
2. Best Student Assessment Solution
3. Best Corporate/Workforce Learning Solution
4. Best Higher Education LMS or Learning Platform

- **2018**

1. Best Higher Education LMS or Learning Platform
2. Best Instructional Solution in Other Curriculum Areas
3. Best Learning Relationship Management Solution

- **2019**

1. Best Virtual Learning Solution
2. Best Content Authoring Development or Curation Solution
3. Best Higher Education Learning Management Solution (LMS)

- **2020**

1. Best College and Career Readiness Solution
2. Best Cross-Curricular Solution
3. Best Virtual Learning Solution

## 11. Chapter & Lessons

uCertify brings these textbooks to life. It is full of interactive activities that keeps the learner engaged. uCertify brings all available learning resources for a topic in one place so that the learner can efficiently learn without going to multiple places. Challenge questions are also embedded in the



chapters so learners can attempt those while they are learning about that particular topic. This helps them grasp the concepts better because they can go over it again right away which improves learning.

Learners can do Flashcards, Exercises, Quizzes and Labs related to each chapter. At the end of every lesson, uCertify courses guide the learners on the path they should follow.

## Syllabus

### Chapter 1: Let's Discuss Learning

- Welcome
- Scope, Terminology, Prediction, and Data
- Putting the Machine in Machine Learning
- Examples of Learning Systems
- Evaluating Learning Systems
- A Process for Building Learning Systems
- Assumptions and Reality of Learning
- End-of-Lesson Material

### Chapter 2: Some Technical Background

- About Our Setup
- The Need for Mathematical Language

- Our Software for Tackling Machine Learning
- Probability
- Linear Combinations, Weighted Sums, and Dot Products
- A Geometric View: Points in Space
- Notation and the Plus-One Trick
- Getting Groovy, Breaking the Straight-Jacket, and Nonlinearity
- NumPy versus “All the Maths”
- Floating-Point Issues
- EOC

### Chapter 3: Predicting Categories: Getting Started with Classification

- Classification Tasks
- A Simple Classification Dataset
- Training and Testing: Don't Teach to the Test
- Evaluation: Grading the Exam
- Simple Classifier #1: Nearest Neighbors, Long Distance Relationships, and Assumptions
- Simple Classifier #2: Naive Bayes, Probability, and Broken Promises

- Simplistic Evaluation of Classifiers
- EOC

## Chapter 4: Predicting Numerical Values: Getting Started with Regression

- A Simple Regression Dataset
- Nearest-Neighbors Regression and Summary Statistics
- Linear Regression and Errors
- Optimization: Picking the Best Answer
- Simple Evaluation and Comparison of Regressors
- EOC

## Chapter 5: Evaluating and Comparing Learners

- Evaluation and Why Less Is More
- Terminology for Learning Phases
- Major Tom, There's Something Wrong: Overfitting and Underfitting
- From Errors to Costs
- (Re)Sampling: Making More from Less
- Break-It-Down: Deconstructing Error into Bias and Variance

- Graphical Evaluation and Comparison
- Comparing Learners with Cross-Validation
- EOC

## Chapter 6: Evaluating Classifiers

- Baseline Classifiers
- Beyond Accuracy: Metrics for Classification
- ROC Curves
- Another Take on Multiclass: One-versus-One
- Precision-Recall Curves
- Cumulative Response and Lift Curves
- More Sophisticated Evaluation of Classifiers: Take Two
- EOC

## Chapter 7: Evaluating Regressors

- Baseline Regressors
- Additional Measures for Regression
- Residual Plots

- A First Look at Standardization
- Evaluating Regressors in a More Sophisticated Way: Take Two
- EOC

## Chapter 8: More Classification Methods

- Revisiting Classification
- Decision Trees
- Support Vector Classifiers
- Logistic Regression
- Discriminant Analysis
- Assumptions, Biases, and Classifiers
- Comparison of Classifiers: Take Three
- EOC

## Chapter 9: More Regression Methods

- Linear Regression in the Penalty Box: Regularization
- Support Vector Regression
- Piecewise Constant Regression

- Regression Trees
- Comparison of Regressors: Take Three
- EOC

## Chapter 10: Manual Feature Engineering: Manipulating Data for Fun and Profit

- Feature Engineering Terminology and Motivation
- Feature Selection and Data Reduction: Taking out the Trash
- Feature Scaling
- Discretization
- Categorical Coding
- Relationships and Interactions
- Target Manipulations
- EOC

## Chapter 11: Tuning Hyperparameters and Pipelines

- Models, Parameters, Hyperparameters
- Tuning Hyperparameters
- Down the Recursive Rabbit Hole: Nested Cross-Validation

- Pipelines
- Pipelines and Tuning Together
- EOC

## Chapter 12: Combining Learners

- Ensembles
- Voting Ensembles
- Bagging and Random Forests
- Boosting
- Comparing the Tree-Ensemble Methods
- EOC

## Chapter 13: Models That Engineer Features for Us

- Feature Selection
- Feature Construction with Kernels
- Principal Components Analysis: An Unsupervised Technique
- EOC

## Chapter 14: Feature Engineering for Domains: Domain-Specific Learning

- Working with Text
- Clustering
- Working with Images
- EOC

## Chapter 15: Connections, Extensions, and Further Directions

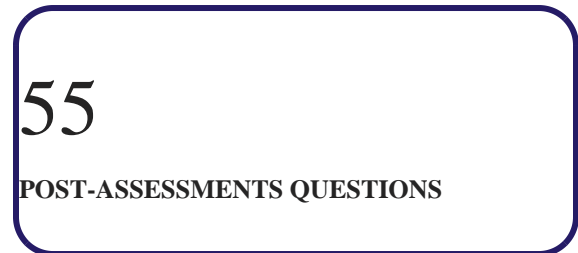
- Optimization
- Linear Regression from Raw Materials
- Building Logistic Regression from Raw Materials
- SVM from Raw Materials
- Neural Networks
- Probabilistic Graphical Models
- EOC

## Chapter 16: Appendix A: mlwpy.py Listing

## 12. Practice Test



## Here's what you get



## Features

### Full Remediation

Each question comes with detailed remediation explaining not only why an answer option is correct but also why it is incorrect.

### Unlimited Practice

Each test can be taken unlimited number of times until the learner feels they are prepared. Learner can review the test and read detailed remediation. Detailed test history is also available.

### Learn, Test and Review Mode

Each test set comes with learn, test and review modes. In learn mode, learners will attempt a question and will get immediate feedback and complete remediation as they move on to the next question. In test mode, learners can take a timed test simulating the actual exam conditions. In review mode, learners can read through one item at a time without attempting it.

## 13. Performance Based Labs

uCertify's performance-based labs are simulators that provides virtual environment. Labs deliver hands on experience with minimal risk and thus replace expensive physical labs. uCertify Labs are cloud-based, device-enabled and can be easily integrated with an LMS. Features of uCertify labs:

- Provide hands-on experience in a safe, online environment
- Labs simulate real world, hardware, software & CLI environment
- Flexible and inexpensive alternative to physical Labs
- Comes with well-organized component library for every task
- Highly interactive - learn by doing
- Explanations and remediation available
- Videos on how to perform

## Lab Tasks

- Plotting a Probability Distribution Graph
- Using the zip Function
- Calculating the Sum of Squares
- Plotting a Line Graph
- Plotting a 3D Graph
- Plotting a Polynomial Graph
- Using the numpy.dot() Method
- Displaying Histograms
- Defining an Outlier
- Calculating the Median Value
- Estimating the Multiple Regression Equation
- Constructing a Swarm Plot
- Using the describe() Method
- Viewing Variance
- Creating a Confusion Matrix
- Creating an ROC Curve

- Recreating an ROC Curve
- Creating a Trendline Graph
- Viewing the Standard Deviation
- Constructing a Scatterplot
- Evaluating the Prediction Error Rates
- Evaluating a Logistic Model
- Creating a Covariance Matrix
- Using the load\_digits() Function
- Illustrating a Less Consistent Relationship
- Illustrating a Piecewise Constant Regression
- Manipulating the Target
- Manipulating the Input Space
- Calculating the Mean Value
- Displaying a Correlation Matrix
- Creating a Nonlinear Model
- Performing a Principal Component Analysis
- Using the Manifold Method
- Encoding Text
- Building an Estimated Simple Linear Regression Equation

## Here's what you get




## 14. Post-Assessment


After completion of the uCertify course Post-Assessments are given to students and often used in conjunction with a Pre-Assessment to measure their achievement and the effectiveness of the exam.

CONNECT WITH US

 3187 Independence Drive  
Livermore, CA 94551,  
United States

 +1-415-763-6300

 [support@ucertify.com](mailto:support@ucertify.com)

 [www.ucertify.com](http://www.ucertify.com)